




# SESSION 2: PRIDE

Name: \_\_\_\_\_

Pick an animal from *The Lion King JR.* with whom you share character traits. Create a piece of art with symbols and images that represent the qualities you have in common.







Name: \_\_\_\_\_

Building off of the story you began working on in Session 4, answer the following questions:

1. What are the five parts of your play (Exposition, Rising Action, Climax, Falling Action, Resolution)?

---

---

---

---

---

2. What production challenges might you face? What theatrical solutions would you create to solve those challenges?

---

---

---

---

---

3. Write a line of dialogue for two contrasting characters.

---

---

---

---

---














# SESSION 11: VISION

Name: \_\_\_\_\_

If you were directing a play about your life, what are three things that you would include on your vision board? Begin a vision board at home if you'd like to!




# SESSION 12: IMAGE

Name: \_\_\_\_\_

Think back to the personal vision board you either brainstormed about or created in Session 11. Sketch a costume, mask, or puppet design for yourself or someone else who would be a character in the play about your life.

Then, describe why you made the choices you did.



---

---

---

---

---





Name: \_\_\_\_\_

Pick an environment that you encounter every day (park, kitchen, classroom, etc.). Sketch a ground plan as if that space was a set for a play. Remember to think about the following questions while designing your space:

- Where does the audience sit?
- How do actors move about the space?
- How can you make adjustments so that the audience can always see the actors' faces and understand concepts of power and relationship?

