

**PRIDE NAME:** \_\_\_\_\_

**DIRECTIONS:**

Work with your Pride to create a word cloud representing your vision for *The Lion King JR.* Reference your class brainstorm for guidance.



### WORD CLOUD

1. List ten words that you would use to describe your vision for this show.

- \_\_\_\_\_
- \_\_\_\_\_
- \_\_\_\_\_
- \_\_\_\_\_
- \_\_\_\_\_
- \_\_\_\_\_
- \_\_\_\_\_
- \_\_\_\_\_
- \_\_\_\_\_
- \_\_\_\_\_
- \_\_\_\_\_

2. Discuss with your Pride which words are the most important to your vision. Circle these words.

3. Using the poster board and art supplies, design a word cloud that creatively features all of the words that describe your vision. Feature the circled words in your cloud by using shapes, colors, or textures that make them stand out.

4. After you've created your word cloud, use any open space on your poster board to creatively communicate your vision for *The Lion King JR.*



**PRIDE NAME:** \_\_\_\_\_

### **DIRECTIONS:**

Work with your Pride to create a collage showcasing the cultural material you will draw inspiration from for your production of *The Lion King JR*. Reference your class brainstorm for guidance.



## **COLLAGE**

1. Review the images of source material that you have been given.
  - Which of the images stand out to you?
  - What colors, textures, and patterns do you see?
  - What colors represent the show to you?
  - What is the energy of the show? Do any of the images match that energy?
2. Select an assortment of images that best match your Pride's vision for the show.
  - From your selected images, pick the most important image.
3. Using your selected images and the provided art supplies, create a collage that communicates your vision. Be sure to feature your most important image.





# SESSION 11: VISION

PRIDE B


## CULTURAL INSPIRATION IMAGES



00



## CULTURAL INSPIRATION IMAGES (CONTINUED)





## CULTURAL INSPIRATION IMAGES (CONTINUED)




## CULTURAL INSPIRATION IMAGES (CONTINUED)



## CULTURAL INSPIRATION IMAGES (CONTINUED)



## CULTURAL INSPIRATION IMAGES (CONTINUED)



PRIDE NAME: \_\_\_\_\_

### DIRECTIONS:

Work with your Pride to create a color palette showcasing the color scheme and textures you will use in your production of *The Lion King JR.* Reference your class brainstorm for guidance.



## COLOR PALETTE

1. Brainstorm the colors and textures you associate with each setting and write or draw them in the boxes below.

### PRIDELANDS

Colors/Textures:	Colors/Textures:	Colors/Textures:
Character:	Character:	Character:

### JUNGLE

Colors/Textures:	Colors/Textures:	Colors/Textures:
Character:	Character:	Character:

### ELEPHANT GRAVEYARD

Colors/Textures:	Colors/Textures:	Colors/Textures:
Setting:	Setting:	Setting:

2. Work with your Pride to create a collage showcasing the colors and textures you will feature in your production of *The Lion King JR.* Use your answers to the questions above and the provided art supplies to create your collage.

