

PRIDE NAME: _____

DIRECTIONS:

Work with your partner to create a puppet design for your selected character in *The Lion King JR.*



PUPPET DESIGN

1. As a Pride, review these different puppetry styles:
 - **Hand Puppets:** Some of the most common puppets, hand puppets can be manipulated with one hand, which typically moves the mouth. Sometimes a rod is added to the puppet's arm, allowing the puppeteer to control the limb with their free hand.
 - **Bunraku Puppets:** Bunraku puppetry is a traditional Japanese art form that began in the 1600s. Three actors manipulate a half-size human puppet in full view of the audience. The puppeteers typically dress in black, with one puppeteer controlling the right side of the puppet, one controlling the left, and one controlling the feet and legs. It takes decades to become a master puppeteer in the Bunraku tradition. In the Broadway production of *The Lion King*, the puppet for Timon is inspired by Bunraku but is manipulated by only one actor.
 - **Shadow Puppets:** Shadow puppets cast a two dimensional image on a screen by placing the puppeteer in front of a light source. These flat puppets are operated by dowels which control moveable limbs.
2. Work with your partner to sketch a puppet design in the style you think would best represent your selected character. Remember to use your observations from the vision board to inspire your design.



PRIDE NAME: _____

DIRECTIONS:

Work with your partner to create a costume design for your selected character in *The Lion King JR.*



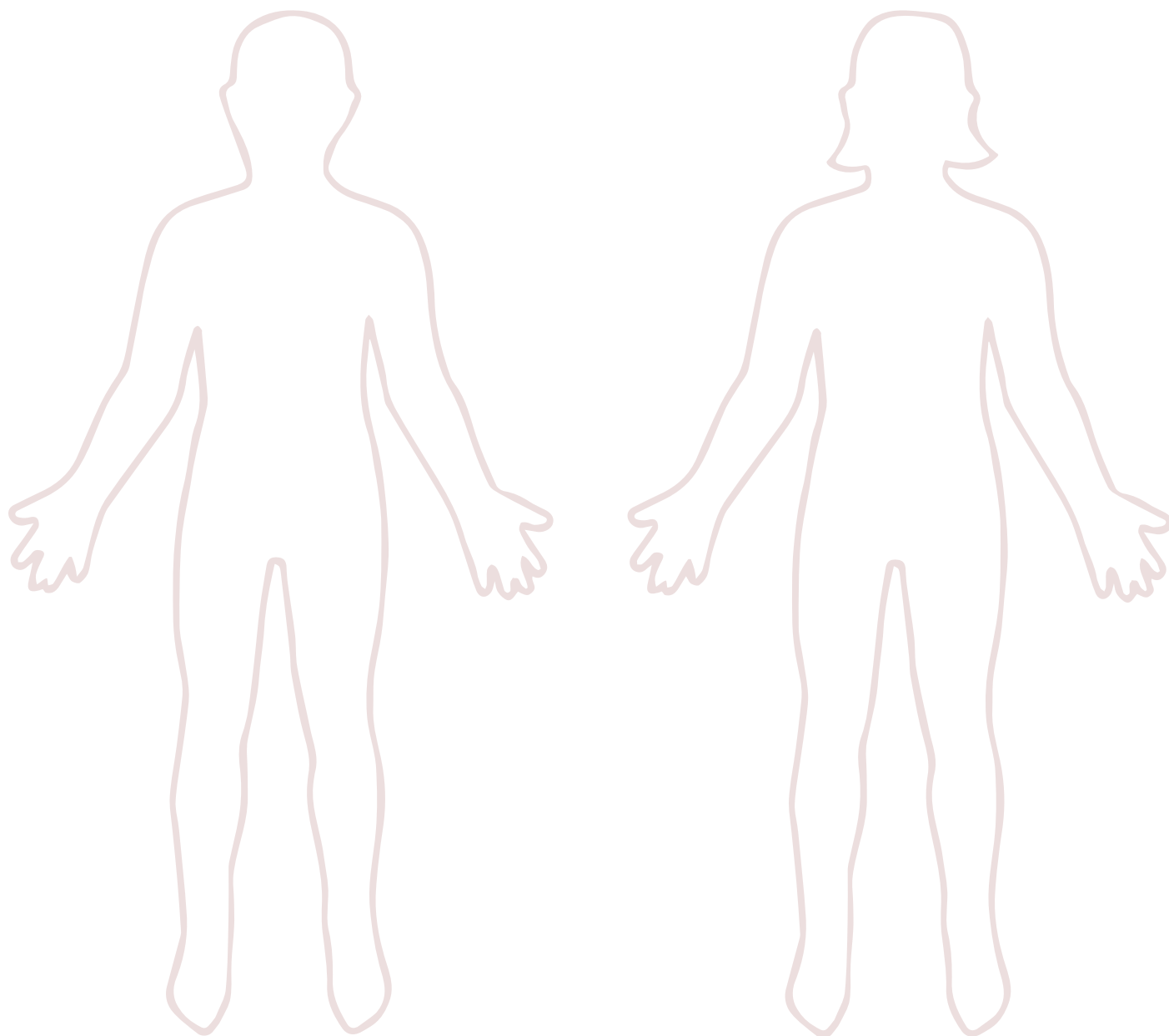
COSTUME DESIGN

1. Using the provided templates, work with your partner to sketch a costume design for your selected character. Remember to use your observations from the vision board to inspire your design.
 - Challenge yourself to go beyond a literal interpretation. How can you use imagery from the vision board to suggest the animal qualities of your character?
 - What colors and textures best represent your character?
 - Remember that an actor will wear your costume. Ensure the functionality matches the actor's need to move.

SESSION 12: IMAGE

PRIDE B

COSTUME DESIGN TEMPLATE



PRIDE NAME: _____

DIRECTIONS:

Work with your partner to create a mask design for your selected character in *The Lion King JR.*



MASK DESIGN

1. As a Pride, review these different mask styles:

- **Crown Mask:** A crown mask is worn on top of the head so that the actor's face is visible.
- **Staff Mask:** A staff mask is a mask affixed to the top of a staff, which is held in the actor's hand.
- **Medallion Mask:** Medallion masks are worn around the actor's neck like a necklace.


In all three of these styles, the human qualities of the actor combine with the animal qualities of the mask to create a whole character.

2. Using the provided template, work with your partner to sketch a mask design in the style you think would best represent your selected character. Remember to use your observations from the vision board to inspire your design.

SESSION 12: IMAGE

PRIDE C


CROWN MASK DESIGN TEMPLATE



SESSION 12: IMAGE

PRIDE C

MEDALLION MASK DESIGN TEMPLATE



SESSION 12: IMAGE

PRIDE C

STAFF MASK DESIGN TEMPLATE

