





USE THIS LESSON TO: explore the audition, rehearsal, and performance processes in the theater.

 45 minutes

OBJECTIVES: Students will...

-  Investigate professional theatrical processes.
-  Improvise scenes.



PROVIDED MATERIALS:

-  Pride Work Answer Key

ADDITIONAL MATERIALS:

-  None

PREPARATION:

-  Print Pride Work Answer Key for your reference.
-  Print Challenge Sheet Packets in preparation for Pride Work

OPENING RITUAL  5 minutes

As students enter the room, invite them to gather with their Pride and discuss the following prompts:

- What qualities do you think a music director, choreographer, and director all share?
- Is there anything from last session's Pride Journal that you'd like to share?

GROUP ACTIVITY: **Reflection Process**  5 minutes

- Gather your students in a sitting circle.
- Going around the circle, have each student share one thing they have learned so far from participating in the process of *The Lion King Experience*.

VIDEO:  10 minutes

- Play video: 8 Process.
- As they watch the video, invite students to pay attention to the theatrical processes of auditions, rehearsal, and performance.

PRIDE WORK: Exploring Process ⌚ 15 minutes

- Divide your students into their Prides and distribute the Challenge Sheet Packets to one student in each Pride. These students are the Pride Leaders for today's session.
- Prompt the Pride Leaders to read the Challenge Sheet aloud to their Prides.



Auditions

Pride A will explore the audition process. Students will improvise a scene showcasing a typical audition for a play.



Rehearsals

Pride B will explore the rehearsal process. Students will improvise a scene highlighting "Dos" and "Don'ts" of rehearsal.



Performance

Pride C will explore the performance process. Students will improvise a scene in which performers prepare for opening night.

SHARE: ⌚ 5 minutes

- Invite each Pride to share its scenes.

REFLECTION: ⌚ 5 minutes

Use these prompts to facilitate a discussion with your class:

- What is one thing you learned from another Pride's work today?
- How might these processes differ for a director, music director, or choreographer?

Have your Prides affix their work (challenge sheets, artifacts, etc.) to the Pride Wall.

PRIDE JOURNAL 8:

Invite your students to complete a journal entry using this prompt:

- In the theater, a cast does not simply jump from auditions to opening night – the art of theater is a process. What other things in your life are always in process?