






USE THIS LESSON TO: introduce your students to jobs in the theater and how they will work as an ensemble in their Prides.

 45 minutes

OBJECTIVES: Students will...

-  Explore the format of *The Lion King* Experience.
-  Learn about various jobs in the theater.
-  Work as an ensemble.
-  Reflect using Pride journals.




PROVIDED MATERIALS:


-  Story Adventure

ADDITIONAL MATERIALS:

-  None

PREPARATION:

-  Pre-assign students into one of three groups: Pride A, Pride B, or Pride C. Note that the Prides will work together for the duration of *The Lion King* Experience during the Pride Work section of each session.
-  Print the Story Adventure
-  Print Challenge Sheet Packets in preparation for Pride Work.

VIDEO:  4 minutes

- Play video: 1 Introduction.
- This video will introduce and welcome students to *The Lion King* Experience. The video will also introduce students to the craft of musical theater, the process of creating and producing a musical, and some of the various jobs in the theater.
- Invite students to pay attention to which jobs in the theater are responsible for which aspects of putting on a show.

GROUP ACTIVITY: **Introduction to Theater**  12 minutes

- Have your class form a large circle.
- Tell your students that you are going to give a series of prompts that start with the phrase “Cross the circle if...” and that they should find a new place across the circle each time a statement is true for them. This will act as a diagnostic on how knowledgeable and experienced students may already be about the theater.
 - Cross the circle if you like to dance
 - Cross the circle if you like to sing
 - Cross the circle if you play an instrument
 - Cross the circle if you’ve ever written a story
 - Cross the circle if you’ve ever seen a play before
 - Cross the circle if you’ve ever seen a musical before
 - Cross the circle if you’ve been to a Broadway show

- Cross the circle if you have ever performed on a stage
- Cross the circle if you've ever been in a play or musical
- Cross the circle if you've ever helped out backstage for a performance
- Cross the circle if you enjoy being a leader in a group
- Cross the circle if you enjoy following the directions of others in a group
- Cross the circle if you enjoy working as a part of a team

GROUP ACTIVITY:

Story Adventure

🕒 10 minutes

- Keep students in their circle and let them know that they will be going on an adventure!
- Teach students what a cue is by telling them that they'll be listening for specific words and responding with particular movements or sounds whenever they hear said words.
- Practice saying all of the listed cues first and teaching students the short and deliberate movement or sound they'll be doing. (This list can be found in the cues section of the included Story Adventure sheet).
- After going through every cue, read the Story Adventure out loud, challenging students to listen for every cue.

PRIDE WORK:

Exploring Jobs in the Theater

🕒 13 minutes

- Divide your students into their Prides and explain that they will be working in these groups, or Prides, throughout the duration of *The Lion King Experience*.
- Distribute a Challenge Sheet to one student in each Pride. These students are the Pride Leaders for today's session.
- Prompt the Pride Leaders to read the challenge aloud to their Prides.



Job Exploration

Pride A will receive a list of theatrical job titles and scrambled corresponding descriptions. Students will work as a group to match the titles with the job descriptions. Then, by following directions on the Challenge Sheet, students will get a chance to play a version of Theatrical Jobs charades, acting out the various jobs found in the theater.



Job Exploration

Pride B will receive a list of theatrical job titles and scrambled corresponding descriptions. Students will work as a group to match the titles with the job descriptions. Then, by following directions on the Challenge Sheet, students will get a chance to play a version of Theatrical Jobs charades, acting out the various jobs found in the theater.



Job Exploration

Pride C will receive a list of theatrical job titles and scrambled corresponding descriptions. Students will work as a group to match the titles with the job descriptions. Then, by following directions on the Challenge Sheet, students will get a chance to play a version of Theatrical Jobs charades, acting out the various jobs found in the theater.

SHARE: ⌚ 5 minutes

- Invite each Pride to physically act out 1-2 theatrical jobs that were chosen during Pride Work.
- Introduce the Pride Wall, a space for collecting and documenting the students' work throughout *The Lion King* Experience. Have your Prides affix their work (challenge sheets, artifacts, etc.) to the Pride Wall.

REFLECTION: ⌚ 5 minutes

Use these prompts to facilitate a discussion with your class:

- What is the shared goal that everyone working on a show has?
- What do you think it takes to successfully put on a theatrical production?
- Which jobs in the theater need to work most closely?

PRIDE JOURNAL 1:

Invite your students to complete a journal entry using these prompts:

- Which job in the theater interests you the most? Does this job require skills that you feel you already have? Does it require skills that you'd like to develop more of?