

# SESSION 5: SPACE


**PRIDE NAME:** \_\_\_\_\_




**DIRECTIONS:** Today, you will all be taking on specific roles and creating blocking for a moment in *The Lion King KIDS*.

1. Your scene: Timon and Pumbaa enter, chased by Nala, a hungry lion. Simba steps in to protect his friends.
2. Please identify the following roles before beginning this week's challenge:
  - Identify your group's director(s): \_\_\_\_\_
  - Identify your group's Stage Manager(s): \_\_\_\_\_
  - Identify your group's actors: \_\_\_\_\_
3. Draw at least five steps or moments of blocking in the space below, and follow these rules:
  - Include at least one entrance.
  - Include at least one exit.
  - Use the parts of the stage (example: upstage right).
  - Write using the standard abbreviations (example: USR).

Step 1




Step 2




# SESSION 5: SPACE

PRIDE A


Step 3



Step 4



Step 5



4. Act out your scene! Work with your Pride to try out your blocking.

## ABBREVIATIONS

Upstage: US  
Downstage: DS  
Stage Right: SR  
Stage Left: SL

Center Stage: CS  
Upstage Right: USR  
Upstage Left: USL  
Upstage Center: USC

Downstage Right: DSR  
Downstage Left: DSL  
Downstage Center: DSC

# SESSION 5: SPACE


**PRIDE NAME:** \_\_\_\_\_




**DIRECTIONS:** Today, you will all be taking on specific roles and creating blocking for a moment in *The Lion King KIDS*.

1. Your scene: Timon and Pumbaa enter, chased by Nala, a hungry lion. Simba steps in to protect his friends.
2. Please identify the following roles before beginning this week's challenge:
  - Identify your group's director(s): \_\_\_\_\_
  - Identify your group's Stage Manager(s): \_\_\_\_\_
  - Identify your group's actors: \_\_\_\_\_
3. Draw at least five steps or moments of blocking in the space below, and follow these rules:
  - Include at least one entrance.
  - Include at least one exit.
  - Use the parts of the stage (example: upstage right).
  - Write using the standard abbreviations (example: USR).

Step 1




Step 2




# SESSION 5: SPACE

PRIDE B


Step 3



Step 4



Step 5



1. Act out your scene! Work with your Pride to try out your blocking.

## ABBREVIATIONS

Upstage: US  
Downstage: DS  
Stage Right: SR  
Stage Left: SL

Center Stage: CS  
Upstage Right: USR  
Upstage Left: USL  
Upstage Center: USC

Downstage Right: DSR  
Downstage Left: DSL  
Downstage Center: DSC

# SESSION 5: SPACE


**PRIDE NAME:** \_\_\_\_\_




**DIRECTIONS:** Today, you will all be taking on specific roles and creating blocking for a moment in *The Lion King KIDS*.

1. Your scene: Timon and Pumbaa enter, chased by Nala, a hungry lion. Simba steps in to protect his friends.
2. Please identify the following roles before beginning this week's challenge:
  - Identify your group's director(s): \_\_\_\_\_
  - Identify your group's Stage Manager(s): \_\_\_\_\_
  - Identify your group's actors: \_\_\_\_\_
3. Draw at least five steps or moments of blocking in the space below, and follow these rules:
  - Include at least one entrance.
  - Include at least one exit.
  - Use the parts of the stage (example: upstage right).
  - Write using the standard abbreviations (example: USR).

Step 1




Step 2




# SESSION 5: SPACE

PRIDE C


Step 3



Step 4



Step 5



1. Act out your scene! Work with your Pride to try out your blocking.

## ABBREVIATIONS

Upstage: US  
Downstage: DS  
Stage Right: SR  
Stage Left: SL

Center Stage: CS  
Upstage Right: USR  
Upstage Left: USL  
Upstage Center: USC

Downstage Right: DSR  
Downstage Left: DSL  
Downstage Center: DSC